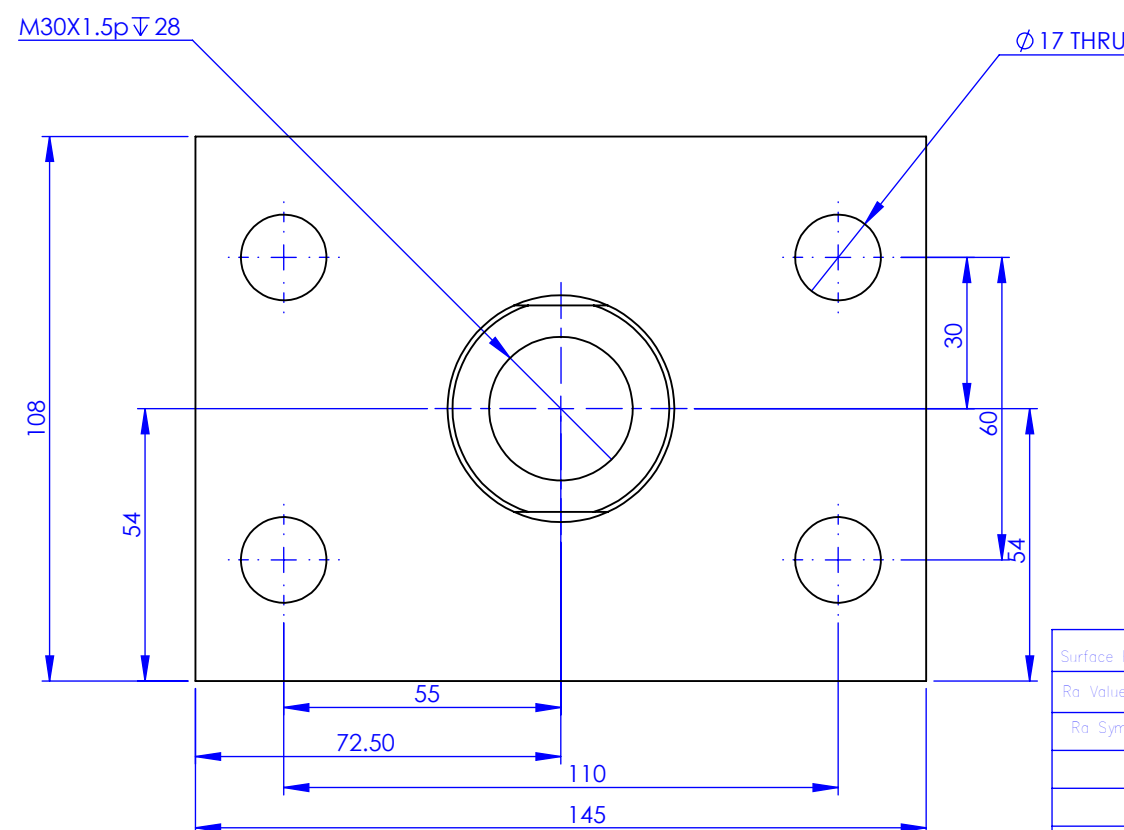







B01C-725-F
Bore dia - 75mm
Piston dia - 45mm
Full stroke -25mm
Lock cyl.area - 44.15cmsq



Surface Finish															ZONE		SCALE	1:1		PROJECTION	
Ra Value μm	0.025	0.05	0.1	0.2	0.4	0.8	1.6	3.2	6.3	12.5	25	50	100			MATERILAS					
Ra Symbol	N1	N3	N2	N4	N5	N6	N7	N8	N9	N10	N11	N12				GROUP No:—		WEIGHT			
																Block		Wt.Kgs			
			DESCRIPTION										Qty.		Casting/forging/ welding drg.no						
Drawn	Prabhakar		DESCRIPTION										01								
Checked	Prabhakar		B01C-725-F Block cylinder										Drawing NO								
Approved	19/09/21																				
Date	19/09/21																				
Clamping elements type			CLASP BANGALORE-72										SHEET: 1 of 1								
															Sheet No:						
															1/1						

General Tolerance where not specified									
Liner – length or Diameter					Angular-length of shoter side of the angle				
0.5–6	6–30	30–120	120–315	315–1000	1000–2000	Upto 6	6–30	30–120	120–400
±0.1	±0.2	±0.3	±0.5	±0.8	±1.2	±1°	±30°	±10°	±20°